

Presentation

Indications

Dosage

Contra-indications

Precautions

Side-effects

Packings

Licence Numbers

Basic NHS Cost

ROCHE

4+1 *the right balance in Parkinson's disease*



Madopar

*the original 4+1 combination
in three dosage forms, 62.5, 125 and 250*



MACROM NEUROSURGICAL PATTIES

British Made
100% Cotton
Fast High Absorption
Non Toxic
Soft Texture
Plain or X-Ray Opaque
Range of Sizes



Double Wrapped in See Through Envelopes.
Ready For Immediate Sterilisation

Packed in Boxes of 200 either 20 to an envelope, 10 envelopes to a box or 10 on a count card in an envelope, 20 envelopes in a box.

Send for samples

Macarthy's Surgical Limited

Selinas Lane, Dagenham, Essex RM8 1QD

Tel: 01-583-7511 Telex: 24283

FINE SURGICAL INSTRUMENTS

British Made

m
Macarthy's
SURGICAL LIMITED



Cloward Laminectomy Disc Punch
 $\frac{2}{3}$ rd scale

Send for catalogue

Macarthy's Surgical Limited

100, 102, 104, Seamus Lane, Bageorn, Essex RM8 1GD. Tel: 01-593 7511

100, 102, 104, Seamus Lane, Bageorn, Essex RM8 1GD. Tel: 01-593 7511

100, 102, 104, Seamus Lane, Bageorn, Essex RM8 1GD. Tel: 01-593 7511

100, 102, 104, Seamus Lane, Bageorn, Essex RM8 1GD. Tel: 01-593 7511

100, 102, 104, Seamus Lane, Bageorn, Essex RM8 1GD. Tel: 01-593 7511

hydroflow

Hydroflow is the Suction Irrigation System for Microsurgery. Improved visibility, better control of debris at your finger tips.

Hydroflow's unique design reduces crowding in restricted operating sites by combing suction and irrigation through one probe.

Blockages can simply be washed out of the sucker.

Manipulation of small particles is facilitated.



Portex Limited,
Hythe,
Kent CT21 6JL
Tel 66863 and 60551
Cables: Portex Hythe Telex
Telex 96165
Also in France, USA and Canada

Fiberlase 100

The first truly flexible approach to laser therapy in neurology

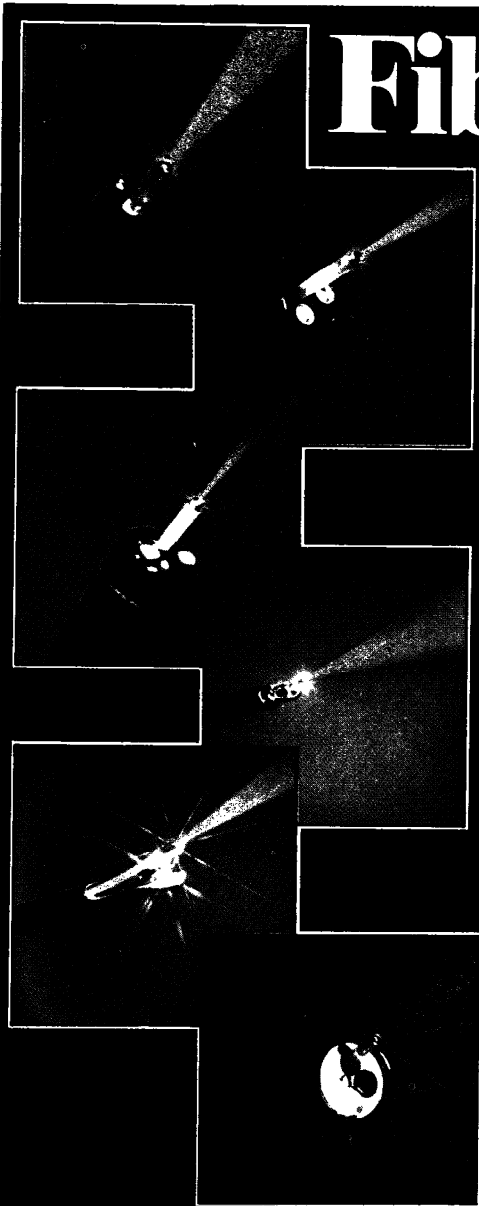
Barr & Stroud's quick-change fibre optic delivery system allied to a first class, extremely reliable neodymium: YAG laser makes Fiberlase 100 the Medical Laser System of almost unlimited application.

Now, with Fiberlase 100, laser therapy can be delivered with ease, speed and safety to practically any area inside or outside the body. This stems from the development of delivery systems which put all the laser power where it's needed - right at the site. The systems incorporate safety interlocks to ensure safe usage.

Development has been in the closest collaboration with the medical profession. Fiberlase 100 puts laser therapy at the service of most specialities, including urology, gastroenterology, gynaecology, neurology and thoracic and E.N.T. medicine.

Contact Ann McLean for details of Fiberlase 100

- the effective approach to laser therapy.



Barr & Stroud

Barr & Stroud Limited
Caxton Street · Anniesland · Glasgow G13 1HZ.
Telephone 041-954 9601
Telex 778114



To: Ann McLean,
Barr & Stroud Limited · Caxton Street · Anniesland · Glasgow G13 1HZ
Please send me details of Fiberlase 100

Name

Speciality

Address

Telephone

JN 3

New Books and Journals from Blackwell Scientific Publications

Developmental Medicine and Child Neurology

Edited by Martin Bax and published bi-monthly

Published with the support of The Spastics Society, this is the officially designated journal of the American Academy for Cerebral Palsy and Developmental Medicine and of the British Paediatric Neurology Association. It has an international reputation in the fields of normal and disordered development and the neurological and physical disorders of infancy and childhood, and includes original articles, case reports, annotations, abstracts, letters to the editor and book reviews. Every year at least one supplement is published, the April supplement being a selected list of books and articles on developmental medicine and child neurology published in the world literature over the preceding year.

Subscription rates for 1984 are £25.00 (UK and overseas). Subscription rates for North America are available from J. B. Lippincott Co., East Washington Square, Philadelphia, PA 19105, U.S.A.

Clinics in Developmental Medicine

This long established and expanding series is published on behalf of Spastics International Medical Publications by Blackwell Scientific Publications. Four volumes are produced annually, and the subjects covered range from detailed manuals to reviews of topics such as play in childhood or recent genetic research.

Neurological Evaluation of Infants and Children

Clinics in Developmental Medicine Nos. 84/85, edited by Henry W. Baird and Eleanora C. Gordon

This book is written to help paediatricians carry out a neurological evaluation of an infant or child. It is designed to assist both the general physician who has an interest in paediatric neurological problems and the young physician who wishes to develop skills in developmental paediatrics, neurology and rehabilitation.

1983. 250 pages. £12.00

Development Screening and the Child with Special Needs

Clinics in Developmental Medicine No. 86, edited by Cecil Drillien and Margaret Drummond

This book is the outcome of many years research on a large population of preschool children in Dundee, Scotland. The aims of the study were to estimate the frequency and types of neurodevelopmental disabilities identified, to describe their management, to attempt to ascertain causative factors, and to look at the predictive value of screening and its therapeutic value.

1983. 292 pages. £15.00

Recent titles in the series

Paediatric Research: a Genetic Approach

No. 83, Edited by M. Adinolfi, P. Benson, F. Giannelli and Mary Seller
1982. 246 pages. £15.00

Effectiveness and Satisfaction in Antenatal Care

Nos. 81/82. Edited by M. Enkin and I. Chalmers
1982. 298 pages. £15.00

Maturation and Development: Biological and Psychological Perspectives

Nos. 77/78. Edited by K.J. Connolly and H.F.R. Prechtl
1981. 326 pages. £15.00

One Child

No. 80. Edited by J. Apley and C. Ounsted
1982. 190 pages. £11.00

EVERY PICTURE TELLS A STORY

The body provides invaluable information in its thermal distribution.

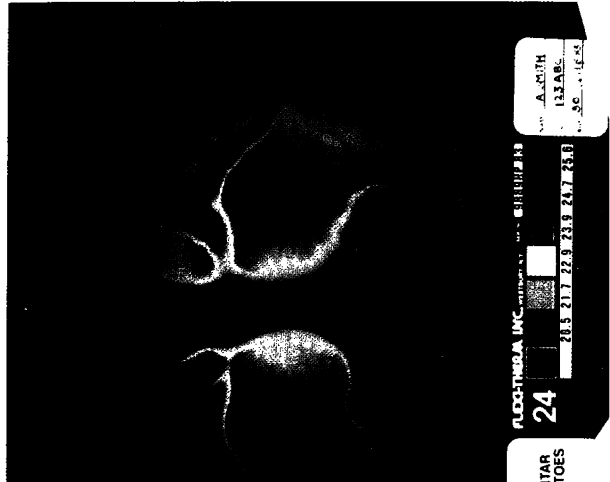


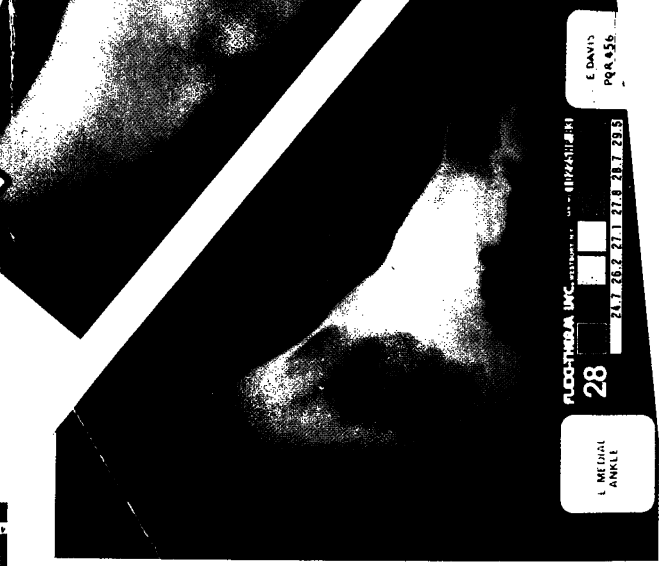
The Flexi-Therm Thermography System converts this into a temperature-calibrated visual image to reveal the characteristic heat profile which many disorders present.

Analysis of this image can provide identification, localisation and differentiation in the following disorders:

- spinal nerve root syndromes, ulnar and median nerve entrapments,
- thoracic outlet syndrome, peripheral nerve injuries with sympathetic dysfunction, sensory nerve deficit, myofascial pain syndromes,
- cerebrovascular disorders due to carotid artery narrowing and peripheral vascular disorders.

Flexi-Therm is highly effective for monitoring the success of subsequent treatment, bringing objectivity into a subjective field.

All this at a price which keeps Flexi-Therm well within the scope of everyday clinical use.



WITH THE FLEXI-THERM™ SYSTEM


Flexi-Therm — designed for optimum simplicity and versatility — takes thermography from the research laboratory to direct clinical use.

Flexi-Therm's unique flexible detectors conform to the anatomical contours of the body to produce, within seconds, a calibrated full colour thermal image. Yet removed from the target tissue, this image fades rapidly, ready for the detectors to be reused many hundreds of times.



A range of different detectors covers a temperature span from 21°C to 40°C, to image virtually the entire body's surface.

If required, a permanent record of each thermogram can instantly be made using the auto focusing Polaroid SLR camera with automatic synchronised flash unit. Patient identification and positioning information can be directly recorded onto the thermogram.



The entire photographic system fits into an attache size case. A portable storage rack safeguards the detectors. The complete system can be easily moved between clinics and wards so that maximum utilisation is obtained.

Flexi-Therm is exceptionally easy to operate. Medical, technical and nursing staff can all produce high quality thermograms. It's capable of providing unique physiological data and offers enormous potential in non-invasive clinical investigation.

To see how this potential relates to your own speciality, send today for product and clinical information, or phone now for a no-obligation demonstration.

Made for Worldwide distribution by:

FLEXI-THERM™
A DIVISION OF E-Z-EM INC.


117 Magnolia Avenue
Westbury New York 11590
(516) 334-1980

Distributor for Europe and Scandinavia:

NOVAMEDIX

Novamedix Limited

4 Bell Street Whitchurch Hampshire
RG28 7AE England
telephone (025682) 2669 telex 477407



Journal of Mental Deficiency Research

Published on behalf of the Royal Society for Mentally Handicapped Children and Adults

EDITOR

W.I. Fraser *Gogarburn Hospital, Edinburgh*

The *Journal of Mental Deficiency Research* is devoted exclusively to the scientific study of mental deficiency and publishes papers reporting original observations in this field. The subject matter includes clinical case reports, pathological reports, biochemical investigations, genetics and cytogenetics, psychological, educational and sociological studies, the results of animal experiments or studies in any discipline that may increase knowledge of the causes, prevention or treatment of mental handicap. Reviews are submitted from experts from time to time on themes in which recent research has produced notable advances. All papers are assessed by expert readers.



Subscription Information

Journal of Mental Deficiency Research is published quarterly. Subscription rates for 1984 are:
£26.50 (U.K.)
£32.00 (overseas)
\$62.50 (U.S.A. & Canada)
post free

Order Form

Send to **Blackwell Scientific Publications Ltd, P.O. Box 88, Oxford, England**

Please tick the appropriate box

- I would like to subscribe to *Journal of Mental Deficiency Research* and I enclose my remittance for the current volume
- I would like a free specimen copy of *Journal of Mental Deficiency Research*

Name

Address

.....

Blackwell Scientific Publications

Oxford · London · Edinburgh · Boston · Melbourne

Neurological Research

An Interdisciplinary Quarterly Journal

George M. Austin, Editor

This important new journal emphasizes an interdisciplinary approach to problems of neurology and neurological science. Subjects covered include neurology, neurological surgery, psychobiology, biomathematics, neuropathology, biochemistry, physiology, and cybernetics.

The Editorial Board is comprised of scientists who have been innovators in the development of new ideas and techniques for the solution of clinical and neurological problems. Full-length research papers as well as shorter research papers, technical reports, and review articles are included in the journal.

Selected articles from the third issue

Bi-hemispheric CBF and Its CO₂ Reactivity of TIAs and Completed Strokes in ICA Occlusions • Cerebral Blood Flow and CO₂ Reactivity in Transient Ischemic Attacks: Comparison between TIAs due to the ICA Occlusion and ICA Mild Stenosis • The Effects of Spinal Cord Injury on Somatosensory Evoked Potentials Produced by Interactions Between Afferent Pathways • Effect of Hyperthermia on a Thalamocortical System in the Kitten and the Cat: A Preliminary Study • Hypothalamus and Brown Fat: White and Brown Adipose Tissue Lipolysis in Weanling Rats with Dorsomedial Hypothalamic Lesions • The Effect of Hypertension on Ischemic Cerebral Edema in Spontaneously Hypertensive Rats • Tomographic Assessment of Cerebral Perfusion Following EC-IC Bypass.

Issued quarterly/Volume 3 \$76.00

Butterworth (Publishers) Inc.

10 TOWER OFFICE PARK WOBURN, MASSACHUSETTS 01801

Just published

ABC OF COMPUTING

A J ASBURY

Although computers are being widely used in medicine, their possibilities and limitations are still not clear to many potential users. This book, aimed at the non-expert, describes some of the uses of computers in medicine; because most doctors' involvement will be indirect, liaising with computer experts rather than designing systems themselves, the book concentrates on concepts rather than detailed descriptions of how computers work. It provides a useful introduction for the doctor who wants to know how computers can contribute to his practice of medicine.

Price: Inland £5.75;
Overseas £8.00*/USA \$14.00*
(Inland £5.25;
Overseas £7.50*/USA \$13.00*
to BMA members)

**including air mail postage*

Payment must be enclosed with order

Order your copy now

From: The Publisher
British Medical Journal
BMA House
Tavistock Square
London WC1H 9JR
or any leading bookseller

PANARAB UNION OF NEUROLOGICAL SCIENCES

THE JORDANIAN NEUROSCIENCES SOCIETY

THE THIRD PAN ARAB NEUROSCIENCES CONFERENCE

**16-18 MAY 1984
AMMAN - JORDAN**

Subjects to be discussed:

1. Cerebro-Vascular Disease
2. Intellectual Disorders in Neurological Diseases
3. Miscellaneous

Ten guest speakers from U.S.A. and Europe are participating.

For further information please write to:

**The Jordanian
Neurosciences Society
P.O. Box 5199
Amman - Jordan**